

Nusku Thermacor : Standard Product Guide

Board & Battens Collection: Page 2

Grooved Collection: Page 3

T&G Collection: Page 4

Shiplap Collection: Page 5

Rainscreen Collection: Page 6

Nusku Thermacor Standard Patterns

At Weaverbird there are many profiles that we consider standard to our daily operators & clients usage. These are typically the most versatile profiles that have the broadest range of installation options.

Nusku Thermacor Custom Patterns

A huge benefit of Weaverbird is our ability to tailor a solution outside our standard offering. We develop CAD drawings internally that are specific to a project/client requirements & then mill & finish to provide a truly customized material.



WEAVERBIRD

weaverbirdco.com

hello@weaverbirdco.com

showroom : 2732 east coast highway
corona del mar, ca 92625



Applications

The Boards Collection allows significant creativity & flexibility from an installation perspective. These standard profiles can be used for decking, fencing, landscape features, benches, outdoor furniture, accent walls, decorative partitions & more.

1x S4S Eased Edge (1/8" R)					
 1x4 Example	1x2	1x3	1x4	1x6	1x8
	.80 x 1.5	.80 x 2.5	.80 x 3.5	.80 x 5.5	.80 x 7.25

5/4x S4S Eased Edge (1/8" R)				
 5/4x4 Example	5/4x2	5/4x3	5/4x4	5/4x6
	1.0 x 1.5	1.0 x 2.5	1.0 x 3.5	1.0 x 5.5

2x S4S Eased Edge (1/8" R)				
 2x4 Example	2x2	2x3	2x4	2x6
	1.5 x 1.5	1.5 x 2.5	1.5 x 3.5	1.5 x 5.5

Installation

With S4S E4E Boards, material has to be face fastened with SS screws. Pre-drilling at the ends of boards is required to reduce cracks & splits and is always recommended when screwing through the face.

Finishing

We highly recommend Cutek Extreme for all Thermacor applications. Material should be sealed all 6 sides prior to installation. Ask us about factory finish options so material delivers with Cutek already applied.





The Modified Collection

Thermacor : Grooved : Size & Patterns

Applications

The Grooved Collection is predominantly for decking applications that desire a hidden fastener to create a clean finish.

5/4x Double Groove S4S Eased Edge (1/8" R)			
<p>5/4x6 Example</p>	5/4x3	5/4x4	5/4x6
	1.0 x 2.5	1.0 x 3.5	1.0 x 5.5

5/4x Single Groove S4S Eased Edge (1/8" R)			
<p>5/4x6 Example</p>	5/4x3	5/4x4	5/4x6
	1.0 x 2.5	1.0 x 3.5	1.0 x 5.5

2x Jumbo Double Groove S4S Eased Edge (1/8" R)			
<p>2x6 Example</p>	2x3	2x4	2x6
	1.5 x 2.5	1.5 x 3.5	1.5 x 5.5

2x Jumbo Double Groove S4S Eased Edge (1/8" R)			
<p>2x6 Example</p>	2x3	2x4	2x6
	1.5 x 2.5	1.5 x 3.5	1.5 x 5.5

Installation

With Grooved Boards, material has to be fastened with hidden clips. We offer our Weaverbird deck clips but the groove allows for many standard deck clips.

Finishing


We highly recommend Cutek Extreme for all Thermacor applications. Material should be sealed all 6 sides prior to installation. Ask us about factory finish options so material delivers with Cutek already applied.

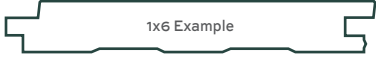





Applications

The Tongue & Groove collection can be used in applications like siding, soffits, accent walls, interior/exterior ceilings and other areas hoping to hide the fastener during install.

1x T&G Butt Joint			
	1x4	1x6	1x8
	.75 x 3.5	.75 x 5.5	.75 x 7.25

1x T&G Fine Line (1/8" Reveal)			
	1x4	1x6	1x8
	.75 x 3.5	.75 x 5.5	.75 x 7.25

1x T&G Micro V-Groove (1/4" Reveal)			
	1x4	1x6	1x8
	.75 x 3.5	.75 x 5.5	.75 x 7.25

Installation

With T&G you are able face or blind fasten with stainless steel screws. Tongue & Groove has historically been one of the most utilized profile styles in the building material industry. These versatile profiles make it easy for projects requiring a horizontal or vertical finish aesthetic.

Finishing

We highly recommend Cutek Extreme for all Thermacor applications. Material should be sealed all 6 sides prior to installation. Ask us about factory finish options so material delivers with Cutek already applied.







The Modified Collection

Thermacor : Shiplap : Size & Patterns

Applications

Shiplap material has many applications but some of the most common are interior paneling & exterior siding. With shiplap, you have to face fasten so is best for an application where you want to see the hardware as part of the finish aesthetic.

1x Shiplap (Optional Reveal)			
	1x4	1x6	1x8
	.75 x 3.5	.75 x 5.5	.75 x 7.25

1x Shiplap (1/2" Square Channel)			
	1x4	1x6	1x8
	.75 x 3.5	.75 x 5.5	.75 x 7.25

Installation

With Shiplap, material has to be face fastened with SS screws. Pre-drilling at the ends of boards is required to reduce cracks & splits and is always recommended when screwing through the face.

Finishing

We highly recommend Cutek Extreme for all Thermacor applications. Material should be sealed all 6 sides prior to installation. Ask us about factory finish options so material delivers with Cutek already applied.





Applications

While rainscreen wall construction should be used for all Thermacor, the Rainscreen Collection is designed to work in conjunction with our rainscreen clip to eliminate fasteners in cladding applications.

1x Rainscreen Cladding (1/8" Reveal)			
<p>1x6 Example</p>	1x4	1x6	1x8
	.75 x 3.5	.75 x 5.5	.75 x 7.25

1x Rainscreen Cladding (1/4" Reveal)			
<p>1x6 Example</p>	1x4	1x6	1x8
	.75 x 3.5	.75 x 5.5	.75 x 7.25

Weaverbird Rainscreen Clip				
	Rainscreen Pattern Dimension	1x4	1x6	1x8
	Clips Per 100 Sq Feet w/ 16" O/C	315	185	135

Installation

The Weaverbird rainscreen clip is attached with stainless steel #10 pan head screw directly over the WRB. Our rainscreen profile was developed to lock into the clip allowing the material to be free of any fasteners through the face of the product.

Finishing

We highly recommend Cutek Extreme for all Thermacor applications. Material should be sealed all 6 sides prior to installation. Ask us about factory finish options so material delivers with Cutek already applied.

